



The Short Circuit

July 2017

since 1927

Volume 90, Issue 7

The June meeting of the United Radio Amateur Club will be held Friday, July 21st, at 7 pm in the break room of the Los Angeles Maritime Museum, located at Berth 84, foot of Sixth Street in San Pedro. Parking is available in the lot adjacent to the Acapulco Restaurant just south of the Museum. There is limited handicapped parking on the street across from the museum. The entrance to the break room is through the gate on the north side of the museum (towards the bridge and the Iow). There will be a greeter on the gate.

Program: Catalina IOTA DXpedition 2017: Steve, K6NT

Although the annual expedition to Catalina is an event of PVARC, three URAC members attended this year: Ray N6HE, Diana AI6DF, and Steve K6NT. It is a fun, casual time to be DX and give out IOTA contacts. Presentation will show photos and explanations of antennas and stations.

**Steve K6NT and Ray N6HE relaxing
(those are not bags under our eyes!)**



**The HexBeam at full
height**





QST de President Doug, W6HB...

The club's 2017 Field Day is in the books. Thanks to all who participated and especially those who made the tower safe for all. Hopefully Ray, N6HE, will submit an article to this Short Circuit with our status and recap.

The July 21st meeting will feature Steve, K6NT, presenting the 2017 PVARC Annual IOTA Operation from Catalina Island.

The beam at K6AA at the LAMM is hung up at near south. I suspect an open lead between the rotor itself and the control box. Please contact Larry, KK6TXN, to volunteer to assist in a URAC repair effort.

Remember the next URAC no-host breakfast at the Think Cafe is August 5th at 0800.

K6AA will be activated from the Point Fermin Lighthouse from 1700 PDST on August 18th through 1659 PDST on August 20th for the 2017 International Lighthouse Lightship Weekend. Please sign up to set up, operate or tear down by contacting Doug, W6HB, and or Bill, KB6WKT. URAC members operating from the LAMM on these days will need to operate under their own call signs.

URAC's annual potluck / picnic will be at Friendship Park August 19th. The member fee is \$10/head. The club will supply dogs, burgers, buns, condiments and water. Please contact Gina, KF6MYQ, to sign up, get additional information and advice on the pot luck item you will bring. Make payments to URAC via Gary, N6HMR.

Get on the air and use your license. Solar conditions are going downhill but that just makes it a greater challenge.

73 - Doug - W6HB



July First Saturday Breakfast

Sixteen members and guest gathered for the July Breakfast, here are their stories:

John, KC6JHV, reports that his father would like to give another presentation for URAC on Astronomy. Currently, he is recovering from surgery.

WX6ST, Stuart, is travelling to North Dakota next month to visit relatives and will miss the August Breakfast.

NA6Z, Don, described new apps for monitoring police calls and activities on Apple and Android smart phones.

AG6BJ, Bruce is still working on speaker systems (for block parties); almost finished, he gave us the technical details. Also, he operated briefly on Field Day from his home QTH.

K6NT, Steve, briefly described Field Day results: We ran 2A this year, 900+ CW points. It was successful, despite poor band conditions: mostly 20M, a little 15M despite low activity here.

N6UB, Martin and xyl Mary took a road trip to N. Calif: visited new Apple campus in Silicon Valley, Bluegrass Festival on Father's Day. They will visit Oregon to view the total excise in August. (the Apple campus is nearly completed and larger than the Pentagon).

N6HMS, Treva described issues and problems with neighbor's speakers at home QTH and got some pointers from Bruce, AG6BJ.

WA6YBR, George, attended and enjoyed Field Day; he did some logging for other operators. FD working on CW and built antennas at home QTH for HF; will try to operate QRP on Mountain camping trip later this summer.

KK6TXN, Larry described Field Day activities, especially using solar panels; emergency power, and pure sine-wave inverters at home QTH. Described antennas for Field Day use: wire dipoles.

N6EFI, Nick, also enjoyed Field Day: he brought generator for Field Day use, helped John, WA6SDK with the PR table, and helped with set up and tear down.

W6HB, Doug, reminded us of upcoming events, especially Conquer the Bridge, the Lobster Fest, the July 4th Activities on and off the air on the Battleship Iowa.

These notes were taken by John, WA6SDK and transcribed by Scotty, K6ZNL

Faithfully submitted

Scotty Butler, K6ZNL, temporary gossip guru

The Second Annual URAC Picnic is nearly upon us. Here are the details:

Date: Saturday, August 19th, 2017

Time: 11:00 a.m. to 5:00 p.m.

Set-up Begins at: 11:00 a.m.

Where: Friendship Park, San Pedro (same as last year)

Cost: \$10.00/person, all ages



Bring: Either a side dish (e.g., green salads, potato salads, macaroni salads, beans, veggie platters, fruit platters, chips and dips) or a dessert. Please remember to bring a serving utensil for either your side dish or dessert.

Hamburgers, hot dogs, buns, cheese slices, condiments, pickles, bottled water, ice, plates, napkins, Styrofoam cups, and eating utensils will be provided by URAC. Bring your own sodas, if you wish. Alcohol is not permitted.

Please contact Gina Mandich, KF6MYQ, at gina.mandich@yahoo.com, with your RSVP (number of people attending and the type of dish you will bring to share). Also submit payment for all members and their guests to Gina. She will be at the July 21st URAC meeting to collect payments. Please pay by either check (payable to URAC) or cash. If you pay with cash, the exact amount will be appreciated.

If you are unable to attend the July 21st meeting, please mail your check (no cash), made out to URAC, to our treasurer:

Gary Forister 4127 PASEO DE LAS TORTUGAS TORRANCE CA 90505-6325.

Deadline: All RSVP'S and payments are due by Friday, August 11th, so we can get a firm and accurate headcount.

Please plan to show up early (11:00 a.m.) to assist with set-up of the picnic area. We will also need assistance with the clean-up.

For added entertainment, consider bringing decks of playing cards, card games, board games, etc.

Hope to see you there!

Gina Mandich, KF6MYQ

How to Copy CW in Your Head ... Dan Romanchik, KB6NU

The second most common question that I get about CW is, "How do I learn to copy in my head?" When I get this question, I give what to some is a very unsatisfying answer. One day, I just went cold turkey. I put down the pencil and paper and never copied letter-by-letter ever again.

Carlo Consoli, IK0YGJ, author of *Zen and the Art of Radiotelegraphy*

(http://www.qsl.net/ik0yqj/enu/ZART_r20101008m.pdf), says that what operators need to do is program themselves to copy in their heads. He counsels operators to practice relaxation and visualization exercises. Visualize yourself as a high-speed operator, and maybe one day you will be one.

This approach seems to have worked for Consoli. He is a member of the Very High Speed Club (VHSC), First Class Operator's Club (FOC), and has been clocked at copying over 70 wpm. I'm not sure this is really going to work for everyone, though.

Another approach is touted by Carl, N7AGK. On his website, Carl writes, "I have created a program to assist you in learning to copy Morse code in your head. Everything you need will be contained on a single USB flashdrive which I will provide to you. In the program there are audio Morse code presentations followed by a visual display. The visual display shows the information in large print and upper case letters. The visual display verifies that you have received the Morse code correctly." Carl's program costs \$20 and is available from n7agk.com.

Zeb, HB9FXW, has created a free web application called Seiuchy (<http://www.kb6nu.com/let-walrus-help-copy-head/>) to help people learn head copying. Seiuchy, which Zeb says is Japanese for walrus, simulates on-air contacts. The trick to using this app is that instead of copying exactly what's sent, you only copy the most important bit of information. The idea is that if you train yourself to do this, then you can concentrate on what's important rather than getting bogged down in copying what's not important.

A different take on head copy was sent in by one of my blog readers, Bill, W3MSH. He wrote, "I was a CW op for many years and discovered something fascinating. I first began to hear "dots and dashes", then letters, words, sentences and at 35+ wpm, thoughts in my head."

I think Bill may have hit the nail on the head with this comment. I like the idea that copying code in your head is more akin to generating thoughts than it is to copying individual characters or words.

Everybody talks about how getting faster is about moving from copying individual characters to copying words to copying entire sentences. I've never thought of it that way, although I was at a loss

as to how to describe how I do it. I think the idea that when copying in your head, the code creates thoughts directly is a beautiful way to put it.

Isn't that what's happening when you talk to someone? When someone talks to me, I don't consciously parse the sentences and then analyze them to see what was just said. It's more of an unconscious process. The sounds being uttered are creating ideas in my head.

Shouldn't we approach head copy in the same way? Instead of thinking about head copy as the process of writing down the characters on an internal blackboard to be read later, it should be about translating the sound of the Morse Code directly into concepts. The sounds "dah di dit...dah dah dah....dah dah dit," should conjure up the image of a poodle or a pitbull, not the letters "D O G." How that translates into a program or a method for learning to copy the code in one's head is another matter. It might be worth thinking about, though.

Dan Romanchik, KB6NU, is the author of The CW Geek's Guide to Having Fun with Morse Code and the No Nonsense series of amateur radio study guides. When he's not head copying on 30m, he blogs about amateur radio at KB6NU.Com

As part of our "Great Move to Colorado" I have some things to dispose of.

****FREE!!** HF Radio**

Heathkit HW-101 with custom over-designed power supply. The radio needs

new drive belts for the tune and load controls, but you can buy those on eBay for about \$10. I have a set that I bought, but I'll have to find them.

Cushcraft MA-5 2 element mini-beam. Operates as two element beam on 10-15, and 20 Meters, and as a dipole on 12 and 17 Meters.

This was one of the last "Cushcraft Made" ones out of the factory before MFJ bought Cushcraft, so it's better made, with better instructions.

New, these are \$500, plus tax and shipping. My price is \$450.



Also have a bunch of other stuff you can paw through if interested.

Contact Jim KQ6EA at 562-422-0024 or kq6ea@pacbell.net

Preliminary Field Day report: K6AA 2A LAX

CW ops – N6HE, AA6VX, K6NT, N6HMR, propane generator by N6HE. Usual U-Haul truck. K6NT's 3-el tribander at 50' on club tower/trailer. Dark from 2-4AM, still did 1,000 QSO's.

SSB ops – Larry (solar setup) and Doug from his truck as far as I know. Doug also did 2m/440.

No satellite attempts this year.

We did better than last year, points-wise.

Nobody even needed a band-aid! No blood spilt.

Rich AA6VX stayed in his tent Fri/Sat nights.

Ray, N6HE

From the desk of WA6YBR ...

Worked K6AA field day logging and operating at times on SSB

Worked Field Day as K6AA CW logger.


Built and installed 20 M vertical, worked EW1DWC in Rarotonga as my first SSB QSO in 35 years.

Built a magnetic loop 36" diameter, was able to resonate on 20 and 40 meters, no luck on 15 or 10. Back to the drawing board, suspect a coupling issue.

Trying to increase my CW receiving speed to 20WPM, downloaded K7QO's CW course. Thanks Gary N6HMR for the tip.

Built a portable antenna base and miracle Whip antenna with radials for 20 and 15 meters to use on my forthcoming camping trip.

Built a 9:1 UNUN for a long wire field antenna for my camping trip at end of July.



Rebuilt my 10W solar power battery charger system for camping and QRP work

Will be camping in the high Sierras near Florence lake from July 23 to July 30, operating QRP on Elecraft KX2 mostly on CW.



73 de WA6YBR
George.

~ July 2017 ~						
Sun	Mon	Tue	Wed	Thu	Fri	Sat
						1 Canada Day URAC First Saturday Breakfast, 8 am Think Café, San Pedro
2	3	4 Independence Day	5	6 URAC roundtable 145.510 Simplex; 8 pm	7	8
9	10	11	12	13 URAC roundtable 145.510 Simplex; 8 pm	14	15
16	17	18	19	20 URAC roundtable 145.510 Simplex; 8 pm	21 URAC membership meeting, 7 pm Los Angeles Maritime Museum, San Pedro	22
23	24	25	26	27 URAC roundtable 145.510 Simplex; 8 pm	28	29
30	31					

~ August 2017 ~						
Sun	Mon	Tue	Wed	Thu	Fri	Sat
		1	2	3 URAC roundtable 145.510 Simplex; 8 pm	4	5 URAC First Saturday Breakfast, 8 am Think Café, San Pedro
6 International Friendship Day	7	8	9	10 URAC roundtable 145.510 Simplex; 8 pm	11	12
13	14	15	16	17 URAC roundtable 145.510 Simplex; 8 pm	18	19 URAC Picnic. 11 am to 5 pm; Friendship Park, San Pedro Lighthouse/Lightship Weekend, Pt. Fermin, San Pedro
20 Lighthouse/Lightship Weekend, Pt. Fermin, San Pedro	21	22	23	24 URAC roundtable 145.510 Simplex; 8 pm	25	26
27	28	29	30	31 URAC roundtable 145.510 Simplex; 8 pm		

Two Free Amateur Radio Courses

FCC **“Technician”** course (entry level)

FCC **“General”** course (2nd level)

Each course is 2 sessions

The sessions will be on 5 and 19 August 2017

Technician 9:30 AM to 1:30 PM both Saturdays (bring your lunch)

General 1:30 PM to 5:00 PM both Saturdays

The FCC tests will be 10:00 AM to noon on 26 August 2017

At the start of the 5 August Technician course, the Palos Verdes Amateur Radio Club will give a 30 minute presentation on how to get further involved with amateur radio.

The class location is at Fred Hesse Community Park,
29301 Hawthorne Blvd., Rancho Palos Verdes.

Confirm your attendance to Walt, K1DFO at waltordway@juno.com

There is no fee for either course.

Taking the FCC test is \$15.

Optional Material (sold at cost)

Gordon West books with all the FCC test questions,







\$22 for the Technician and \$26 for the General

Paper copy of Walt's Power Point charts,

\$22 for the Technician and \$22 for the General -

For courses sponsored by the Palos Verdes Amateur Radio Club, students thru grade 12 who pass their examination at a PVARC VE test session will, upon application to the Club, be eligible for reimbursement up to a maximum of \$50 to cover the cost of materials and the examination fee.

Everyone who obtains their first ham radio license through a PVARC VE test session, regardless of age, will receive a free membership in the Palos Verdes Amateur Radio Club for the remainder of the current calendar year.

<i>2017 U.R.A.C. Executive Board</i>			
PRESIDENT Doug Dowds W6HB		VICE-PRESIDENT Bill Carter W6AJ	
SECRETARY John Rockwood WA6SDK		TREASURER Gary Forister N6HMR	
DIRECTOR Steve Mandich K6NT		DIRECTOR Homer Meek K6HKT	
DIRECTOR Larry Fadden KK6TXN		DIRECTOR David Reid W6KL	

Contact List
For 2017

President

Doug Dowds, W6HB
310-834-1695
W6HB@arrl.net

Secretary

John Rockwood, WA6SDK
310-753-8550

Treasurer

Gary Forister, N6HMR
310-373-7537
n6hmr@k6aa.org

Vice President

Bill Carter, W6AJ
310-503-6989
W6AJ@arrl.net

Newsletter Editor

Scotty Butler K6ZNL
310-833-2656
k6znl@arrl.net

Webmaster

Bruce Sperka KG7MXL
(310) 528-9679
bsperka@gmail.com

*** IMPORTANT NOTES ***

K6AA Station We can still use more operators for our K6AA station. See Doug, W6HB, and or Scotty, K6ZNL, for training and checkout.

Check out the special events page on k6aa.org for the latest from arrl and e-ham net.

Additional Calendar Notes

Club Roundtable

Held weekly on
Thursdays at 8pm
145.510 Simplex

Club Meeting

Held monthly on 3rd Friday of the month (except August and December)

No Host Breakfast

Held monthly on the 1st Saturday of the month at 8:00am. Location: Think Café on 5th Street in San Pedro

“VE/CE Session for Amateur and Commercial Licenses

Monthly on 1st Saturday **by appointment**. Go to k6aa.org/licensing-exams/

Also available most Wednesdays, again ... **by appointment**.

If no one schedules an exam, there won't necessarily be an exam team or exam material available.



The Museum is at the Foot of 6th Street. To get to the Break Room, walk past the main entrance around to the north end (nearest the Iowa) until you see the gate. There will be a greeter at the gate to the Break Room.

