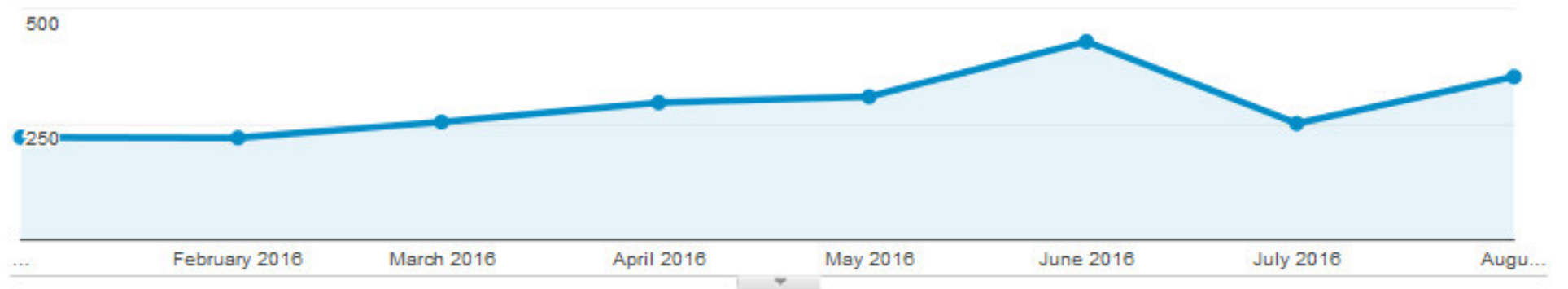


● Sessions



Sessions

2,339



Users

1,381



Pageviews

6,286



Pages / Session

2.69




Avg. Session Duration

00:02:31

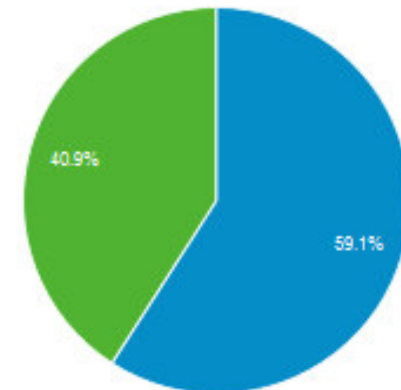


Bounce Rate

58.83%













■ New Visitor ■ Returning Visitor



Device Category [?]	Acquisition			Behavior		
	Sessions [?] ↓	% New Sessions [?]	New Users [?]	Bounce Rate [?]	Pages / Session [?]	Avg. Session Duration [?]
	2,339 % of Total: 100.00% (2,339)	59.09% Avg for View: 59.00% (0.14%)	1,382 % of Total: 100.14% (1,380)	58.83% Avg for View: 58.83% (0.00%)	2.69 Avg for View: 2.69 (0.00%)	00:02:31 Avg for View: 00:02:31 (0.00%)
1. desktop	1,906 (81.49%)	58.55%	1,116 (80.75%)	60.02%	2.68	00:02:26
2. mobile	298 (12.74%)	60.40%	180 (13.02%)	57.05%	2.55	00:01:54
3. tablet	135 (5.77%)	63.70%	86 (6.22%)	45.93%	3.17	00:05:03

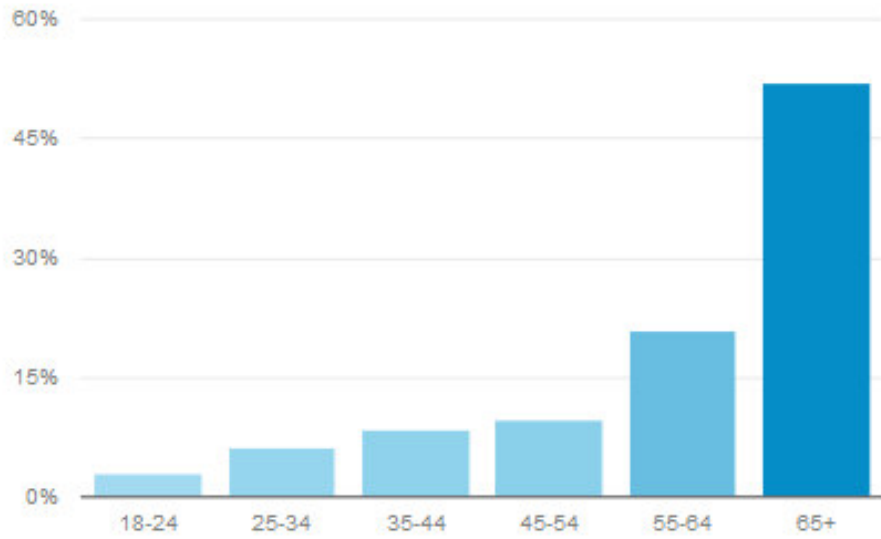
Default Channel Grouping	Acquisition			Behavior		
	Sessions [?] ↓	% New Sessions [?]	New Users [?]	Bounce Rate [?]	Pages / Session [?]	Avg. Session Duration [?]
	2,339 % of Total: 100.00% (2,339)	59.09% Avg for View: 59.00% (0.14%)	1,382 % of Total: 100.14% (1,380)	58.83% Avg for View: 58.83% (0.00%)	2.69 Avg for View: 2.69 (0.00%)	00:02:31 Avg for View: 00:02:31 (0.00%)
1. Direct	974 (41.64%)	31.42%	306 (22.14%)	48.87%	3.22	00:03:48
2. Organic Search	761 (32.54%)	69.65%	530 (38.35%)	51.64%	2.88	00:02:21
3. Referral	601 (25.69%)	90.35%	543 (39.29%)	84.03%	1.58	00:00:37
4. Social	3 (0.13%)	100.00%	3 (0.22%)	66.67%	3.00	00:04:50

Page ?	Pageviews ? ↓	Unique Pageviews ?	Avg. Time on Page ?	Entrances ?	Bounce Rate ?
	6,286 % of Total: 100.00% (6,286)	4,667 % of Total: 100.00% (4,667)	00:01:29 Avg for View: 00:01:29 (0.00%)	2,339 % of Total: 100.00% (2,339)	58.83% Avg for View: 58.83% (0.00%)
1. / 	2,187 (34.79%)	1,544 (33.08%)	00:00:57	1,478 (63.19%)	53.79%
2. /harbor-webcam/ 	539 (8.57%)	459 (9.84%)	00:03:16	259 (11.07%)	86.10%
3. /members-only-documents/ 	341 (5.42%)	232 (4.97%)	00:01:53	102 (4.36%)	39.22%
4. /newsletters/ 	300 (4.77%)	260 (5.57%)	00:03:58	42 (1.80%)	69.05%
5. /announcements/ 	213 (3.39%)	169 (3.62%)	00:01:20	5 (0.21%)	60.00%
6. /special-events/ 	163 (2.59%)	129 (2.76%)	00:00:34	11 (0.47%)	72.73%
7. /education/ 	140 (2.23%)	97 (2.08%)	00:01:51	29 (1.24%)	72.41%
8. /events/ 	138 (2.20%)	85 (1.82%)	00:01:12	2 (0.09%)	0.00%
9. /board-members/ 	136 (2.16%)	114 (2.44%)	00:01:24	12 (0.51%)	58.33%
10. /field-day/ 	136 (2.16%)	104 (2.23%)	00:01:46	18 (0.77%)	55.56%

Key Metric: Sessions ▾

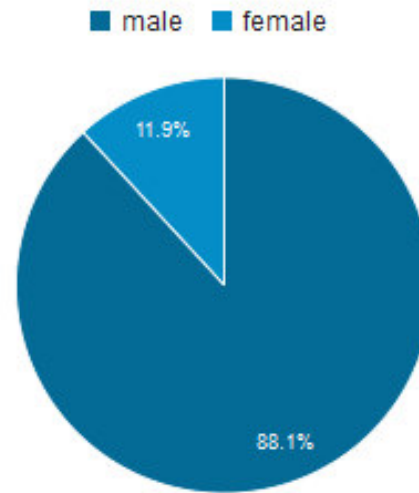
Age










29.37% of total sessions



Gender

29.93% of total sessions



Country [?]	Acquisition			Behavior		
	Sessions [?] ↓	% New Sessions [?]	New Users [?]	Bounce Rate [?]	Pages / Session [?]	Avg. Session Duration [?]
	2,339 % of Total: 100.00% (2,339)	59.09% Avg for View: 59.00% (0.14%)	1,382 % of Total: 100.14% (1,380)	58.83% Avg for View: 58.83% (0.00%)	2.69 Avg for View: 2.69 (0.00%)	00:02:31 Avg for View: 00:02:31 (0.00%)
1.  United States	1,703 (72.81%)	46.74%	796 (57.60%)	48.33%	3.17	00:03:14
2.  United Kingdom	203 (8.68%)	99.51%	202 (14.62%)	82.27%	1.35	00:00:01
3.  Brazil	100 (4.28%)	100.00%	100 (7.24%)	100.00%	1.00	00:00:00
4. (not set)	66 (2.82%)	90.91%	60 (4.34%)	96.97%	1.03	00:00:01
5.  Germany	26 (1.11%)	46.15%	12 (0.87%)	92.31%	1.50	00:01:10
6.  Sweden	20 (0.86%)	50.00%	10 (0.72%)	30.00%	4.90	00:12:34
7.  China	18 (0.77%)	100.00%	18 (1.30%)	100.00%	1.00	00:00:00
8.  Iraq	18 (0.77%)	100.00%	18 (1.30%)	100.00%	1.00	00:00:00
9.  Italy	18 (0.77%)	100.00%	18 (1.30%)	100.00%	1.00	00:00:00
10.  Russia	16 (0.68%)	31.25%	5 (0.36%)	87.50%	1.12	00:00:13

Region ?	Acquisition			Behavior		
	Sessions ? ↓	% New Sessions ?	New Users ?	Bounce Rate ?	Pages / Session ?	Avg. Session Duration ?
	1,703 % of Total: 72.81% (2,339)	46.74% Avg for View: 59.00% (-20.78%)	796 % of Total: 57.68% (1,380)	48.33% Avg for View: 58.83% (-17.85%)	3.17 Avg for View: 2.69 (18.01%)	00:03:14 Avg for View: 00:02:31 (28.48%)
1. California	1,320 (77.51%)	39.17%	517 (84.95%)	43.79%	3.45	00:03:38
2. Arizona	82 (4.82%)	29.27%	24 (3.02%)	41.46%	3.34	00:04:10
3. Texas	39 (2.29%)	74.36%	29 (3.64%)	58.97%	1.95	00:01:25
4. New York	29 (1.70%)	89.66%	26 (3.27%)	86.21%	1.76	00:01:22
5. Washington	19 (1.12%)	89.47%	17 (2.14%)	57.89%	2.21	00:01:15
6. Florida	17 (1.00%)	94.12%	16 (2.01%)	82.35%	1.47	00:00:19
7. Virginia	17 (1.00%)	100.00%	17 (2.14%)	64.71%	2.76	00:01:05
8. (not set)	15 (0.88%)	46.67%	7 (0.88%)	80.00%	1.27	00:01:23
9. Pennsylvania	15 (0.88%)	73.33%	11 (1.38%)	60.00%	1.80	00:00:49
10. Illinois	12 (0.70%)	91.67%	11 (1.38%)	75.00%	2.00	00:00:47